









Impact / Impulse Wrenches

-  **Impact Wrenches:**
Tool Selection
-  **Working Torque Range:**
54-480Nm (40-354ft.lb)
-  **Working Torque Range:**
270-1695Nm (200-1250ft.lb)
-  **Working Torque Range:**
1220-3250Nm (900-2400ft.lb)
-  **Torque Controlled Tools:**
8-405Nm (6-300ft.lb)
-  **Fastening Accessories:**
(bits & sockets)



[Back to Main Menu](#)